



SUSTAINABLE PALM OIL AGRO-INDUSTRY IN GUATEMALA

● SOCIO-ECONOMIC STATISTICS - YEAR 2023 ●

OIL PALM PRODUCTION IN GUATEMALA



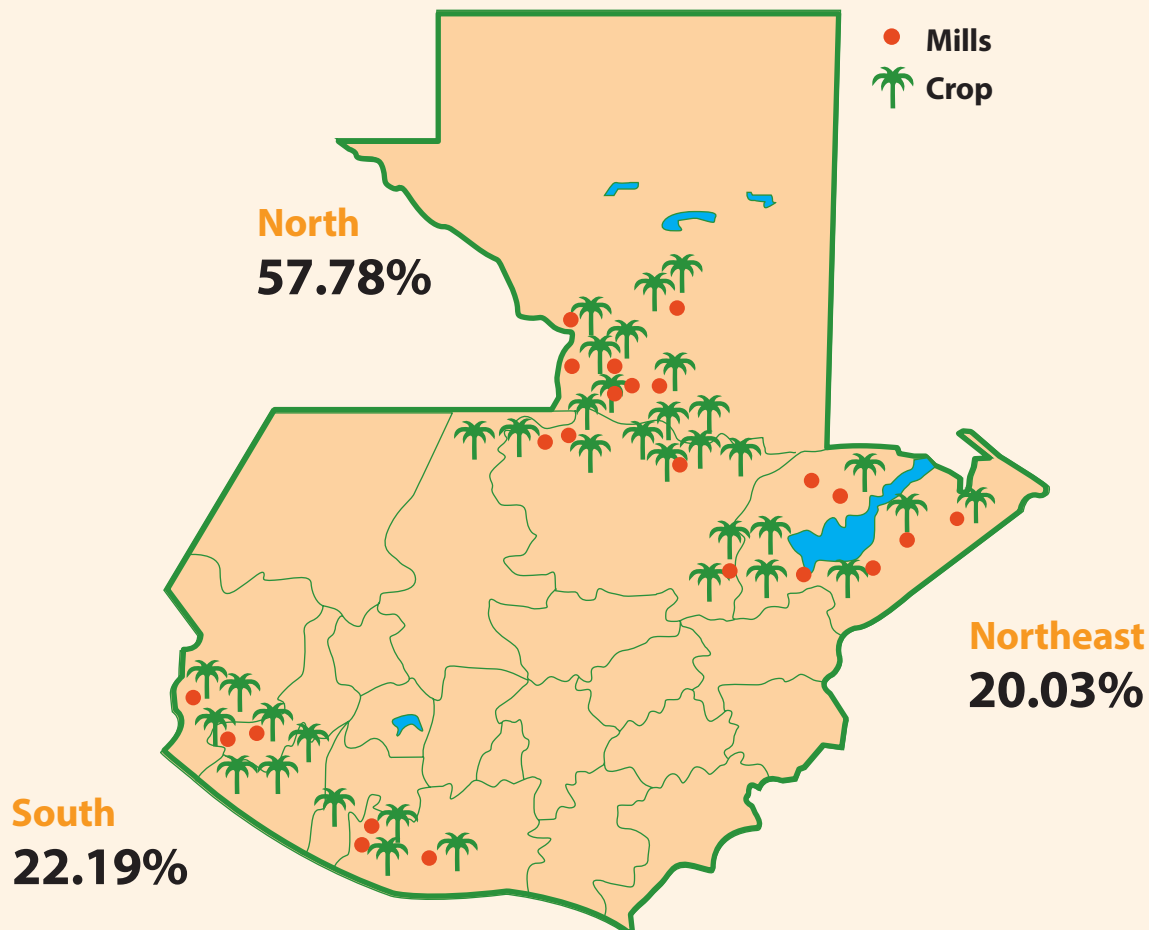

180,614
hectares of oil palm
planted nation-wide

representing
only

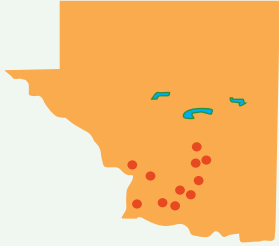
1.66%
of the national surface
of Guatemala.

Source: Satelligence

Distribution of oil palm plantations and oil palm mill per palm-growing region



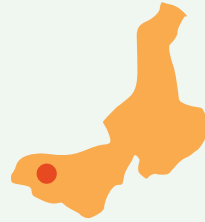
Oil palm crops in Guatemala



PETÉN

The oil palm crop represents only

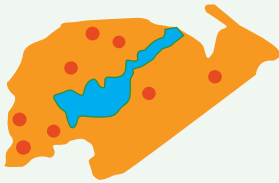
6.21%
of the agricultural land of the department.



QUETZALTENANGO

The oil palm crop represents

7%
of the agricultural land of the department.



IZABAL

The oil palm crop represents

9.33%
of the agricultural land of the department.



RETALHULEU

The oil palm crop represents

4.11%
of the agricultural land of the department.



ALTA VERAPAZ

The oil palm crop represents

3.58%
of the agricultural land of the department.



SUCHITEPÉQUEZ

The oil palm crop represents

3.64%
of the agricultural land of the department.



ESCUINTLA

The oil palm crop represents

3.51%
of the agricultural land of the department.



QUICHÉ

The oil palm crop does not exceed

1%
of the agricultural land of the department.



SAN MARCOS

The oil palm crop represents

3.07%
of the agricultural land of the department.



CHIMALTENANGO

The oil palm crop does not exceed

1%
of the agricultural land of the department.

GUATEMALAN PALMCULTURE, GLOBAL BENCHMARK OF PRODUCTIVITY AND SUSTAINABILITY

MAJOR SOCIO-ECONOMIC IMPACTS IN 2023

The palm oil sector contributes **1.6% to the country's GDP**

Q12,661 million contribution to the national economy

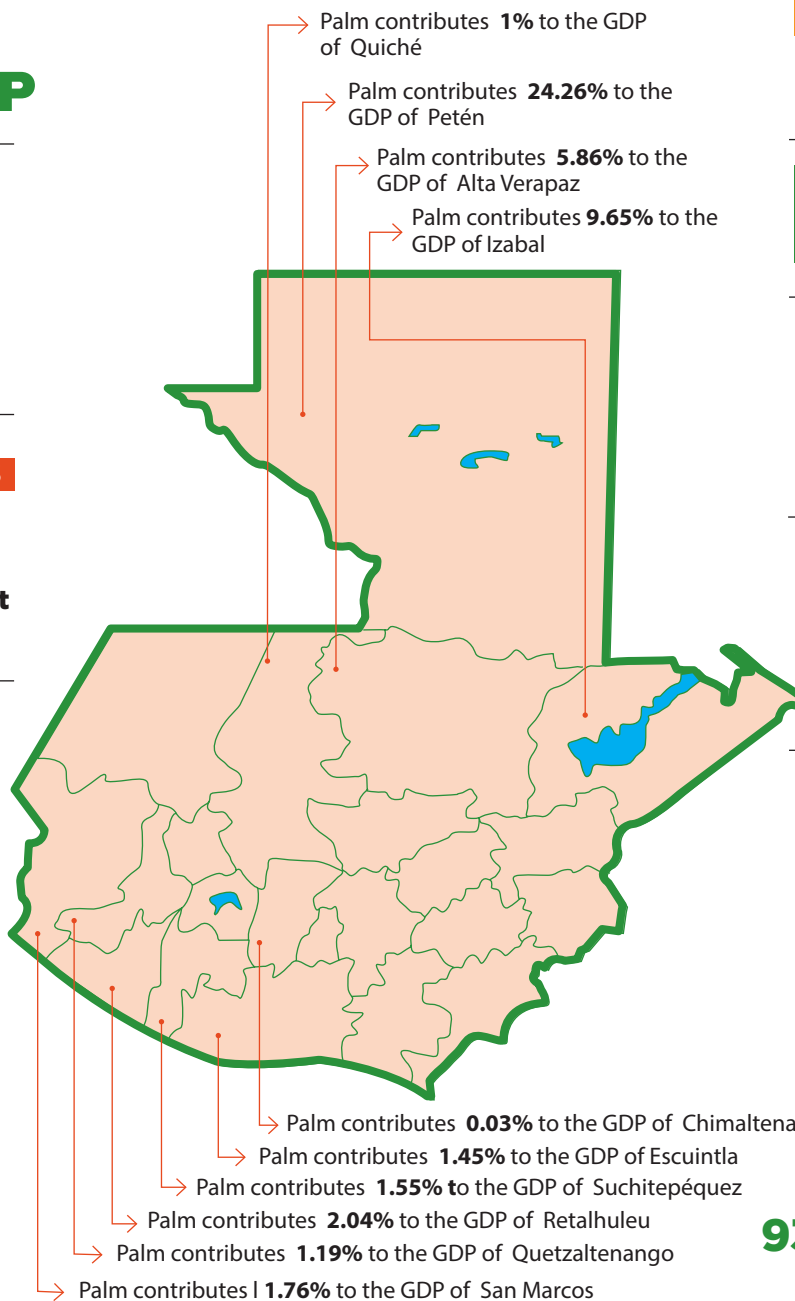
ANNUALLY, IT CREATES

30,103 direct jobs
150,600 indirect jobs

230 oil palm growers

51% smallholders
35% medium-sized producers
14% large producers

60% of total production was certified by international standards such as RSPO and ISCC.



#1 IN LATIN AMERICA

in terms of volume of sustainable certified palm oil

#1 in global productivity

23 oil palm mills installed nationwide with capacity to process a total of 1,103 tFFB/hr

5.05 tCPO/ha average national yield (global mean 3.8 tCPO/ha)

23% CPO extraction rate

26.38 tFFB/ha nation-wide average productivity (global average is 18 tFFB/ha)

Total production 2023
933,926.00 tCPO

88% for export | **12%** for local consumption

GREPALMA member of



0 (zero) hectares of deforested forest, period October 2020 to December 2023

for palm cultivation, has been reported by Satelligence, according to satellite monitoring of farms of GREPALMA associates.

Guatemalan palm oil in the world

GUATEMALA

6th producer country

GUATEMALA

3th global exporter

GUATEMALA CPO

1st export product to the European Union

GUATEMALA CPO

1st export product to Mexico

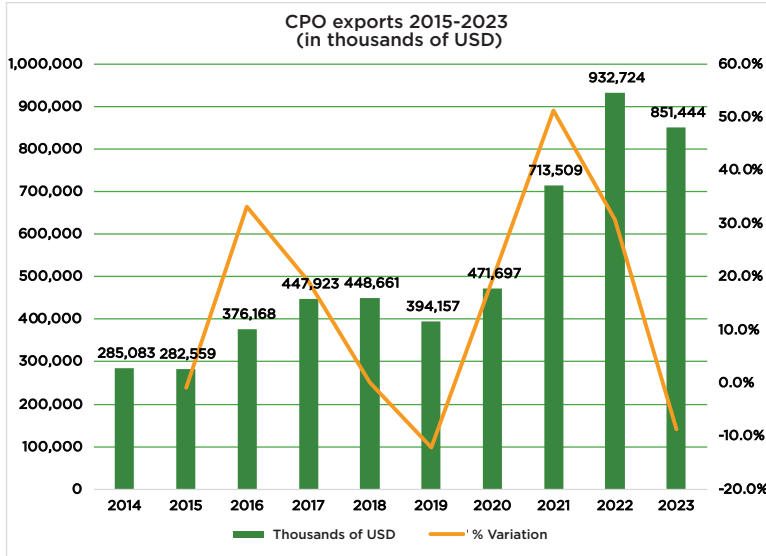
GUATEMALA CPO

4th export product for Central America

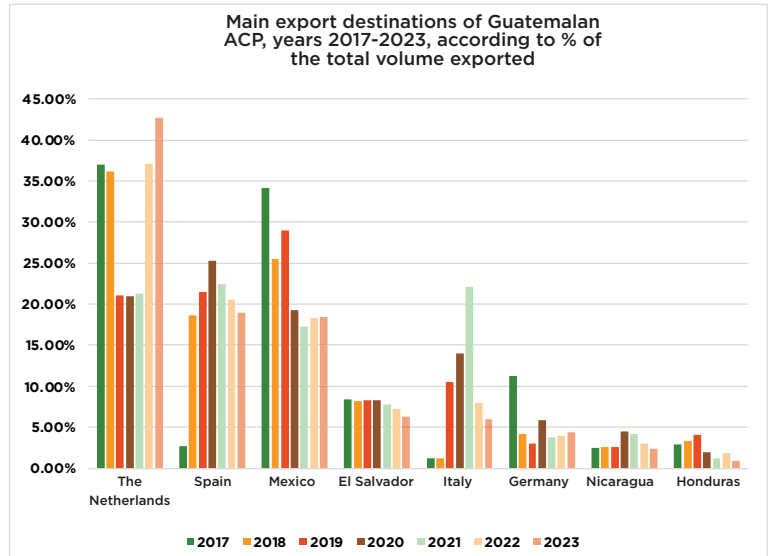
88% of the palm oil production was exported to the world in 2023

Forex generated

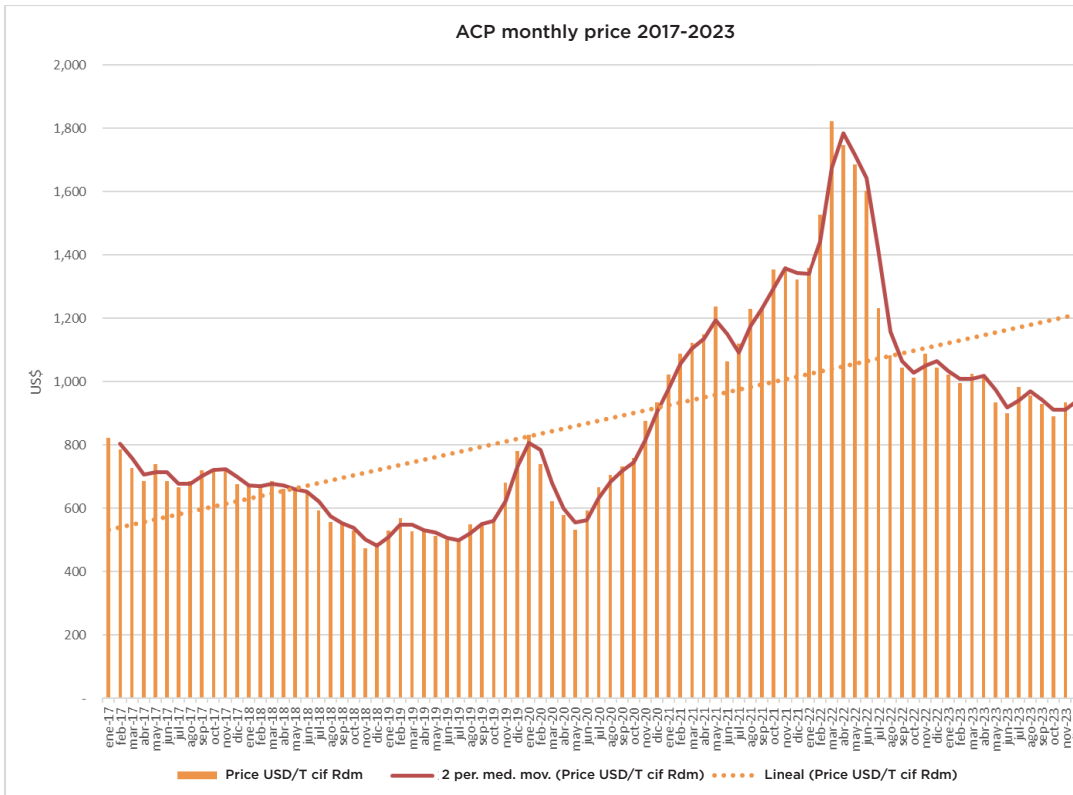
USD 851,444,000



Source: GREPALMA, preparation 2024, with information from the Bank of Guatemala, data as of 2023.



Source: GREPALMA, preparation 2024, with information from the Bank of Guatemala, data as of 2023.



Abbreviations

CPO: Crude Palm Oil

ha(s): Hectare(s)

RSPO: Roundtable on Sustainable Palm Oil

ISCC: International Sustainability & Carbon Certification

t: Metric tons

tFFB/ha.: Tons of fresh fruit bunches per hectare

USD: United States dollars

Source: Central American Business Intelligence (CABI).



GUATEMALAN PALM CULTIVATION CONTRIBUTES TO SDG



www.grepalma.org

[f](#) [i](#) [in](#) [v](#) /GREPALMA
info@grepalma.org